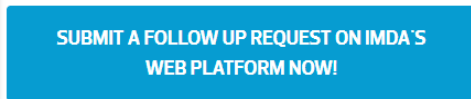


Guide on how to engage Stone Forest IT as your CTO as a Service Digital Consultant.

Step 1:

Click the button on our Stone Forest IT webpage



or visit <https://services2.imda.gov.sg/CTOaaS/Consultants>

Step 2:

You will be redirected to IMDA's CTO-as-a-Service web portal → Digital Consultancy Services web page. (Refer to screenshot 1 on the right)

Step 3:

Scroll down to the section "Get in touch with the digital consultancy operators".

Step 4:

Within the Stone Forest IT section, click the green "Request consultant" button. *Do note you can only put in a request to engage ONE operator.*



Step 5:

You will be redirected a "Request Callback" webpage where you will need to fill up a form with your Business information and contact details. (Refer to screenshot 2)

Step 6:

Once you have completed the form, a confirmation checkbox will appear. Check the box to acknowledge your request.

Step 7:

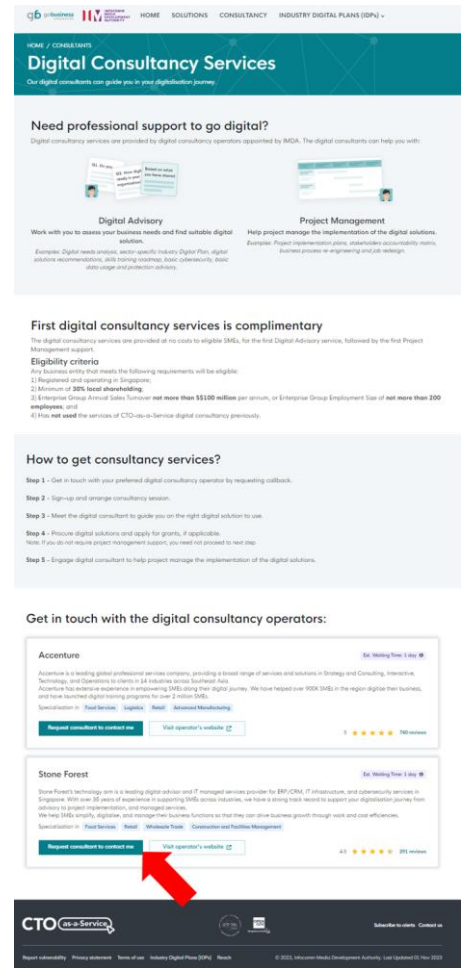
A "Submit callback request" button will appear. Click to submit your request



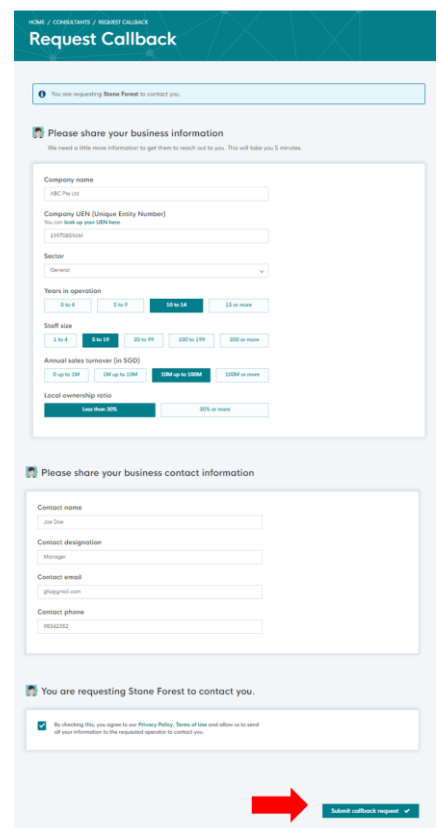
Step 8:

DONE! You request has been officially submitted. Stone Forest IT will get in touch with you within the next working day.

Screenshot 1 –IMDA's Digital Consultancy webpage



Screenshot 2 IMDA's Request Callback webpage



石林集团首席科技官数码咨询服务申请指南

第1步:

在石林集团 (Stone Forest IT) 官网页面点击此按钮



或访问IMDA网络平台

<https://services2.imda.gov.sg/CTOaaS/Consultants>

第2步:

跳转到IMDA网站的首席科技官数码咨询服务 (CTO-asa-Service) 页面 -->IMDA's Digital Consultancy页面。请参考右侧截图1

第3步:

向下滑动到 "Get in touch with the digital consultancy operators"

第4步:

在"Stone Forest"区域内点击"Request consultant"绿色按钮。此处您只可能选择一位服务商



第5步:

跳转到"Request Callback"页面后, 您需要在表单中填写 您的业务信息和联系方式。(请参考截图 2)

第6步:

完成表单后, 将出现确认信息的弹窗, 请勾选并确认您 的请求。

第7步:

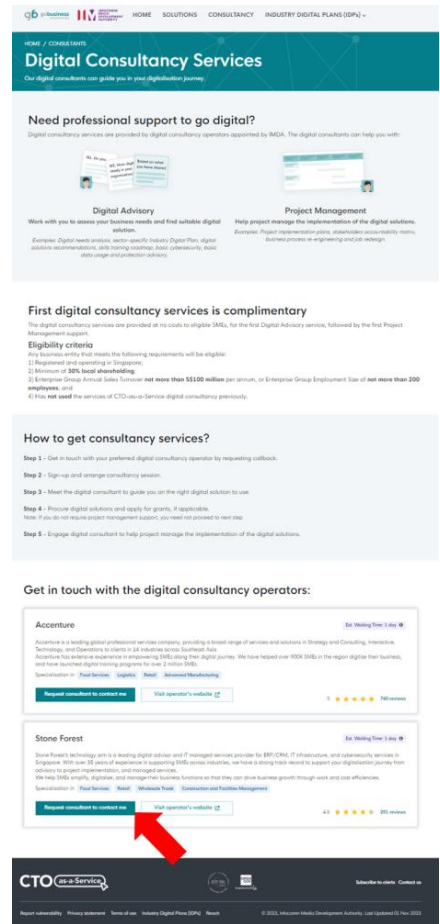
请点击屏幕上"Submit callback request"按钮提交您的请求。



第8步:

成功! 您的需求已经正式被提交。石林集团 (Stone Forest IT) 将在一个工作日内与您取得联系。

截图 1 - IMDA 的 Digital Consultancy 页面



截图 2 - IMDA 的 Request Callback 网页 IMDA's

